

# HERSHEY GARDENS


## Detailed Social Narrative Going to Hershey Gardens

I am going to visit Hershey Gardens. There are many flowers and trees to see at the Gardens.

I walk into the main entrance – a big room with a high ceiling and palm trees. I will wait while my adult pays for our tickets.



A person in a teal or pink shirt will give me a wrist band to put on my wrist. My adult will also get a wristband. I can put it on if I want to or I can give it to my adult to hold if I do not want to put it on.



During my visit, I need to use garden etiquette:

1. I will stay with my adult
2. I will walk on the pathway or in the grass
3. I will not touch, pick, or eat the flowers


I can go into the Butterfly Atrium, if I want to. If I do not want to I can watch the butterflies from a window in the Gift Shop. I can see all of the butterflies without them landing on me.



I may need to take off my jacket because it is warm inside. At the door, I will see more people in a teal or pink shirt. They will say hello to me, and it is OK to ask them questions. I will go into a small room with mirrors and listen to some rules about the Atrium.

During my visit to the Atrium, I need to follow the rules:

1. Stay on pathways – and look for butterflies on the ground so that you do not step on them
2. Do not touch the butterflies
3. Do not touch the plants





I will then go through another door to enter the Atrium. The Atrium has lots of windows and hundreds of flying butterflies. One may land on me. If they do, and I do not want them on me, I will ask for help from a person in a teal or pink shirt. They will take the butterfly off of me.



I may see containers with other bugs in them at the Zoology Zone. I can look at the bugs, if I want to.

I will see a big box with chrysalids and cocoons inside. I can go over to the box and look at all the chrysalids. Chrysalis are the pupa stage of the butterfly.



When I am done, I will go to the exit door where a person in a teal or pink shirt will greet me. I will go into another small room with mirrors, and check my clothes to make sure that butterflies are not on them. Once the person in the teal or pink shirt says so, I will be able to leave the room.



I can go outside through two big doors to explore the outdoor Gardens. There are lots of Gardens to see including a Rose Garden, Japanese Garden, Herb Garden and The Children's Garden. I can find these Gardens using the map and by walking on the paved pathway.

- I will make sure I stay with my adult. I can look at the different flowers and plants – it is OK to smell the flowers and plants but I will not pick them.
- I may see or hear different animals, birds and insects throughout the gardens including squirrels, chipmunks, and bees.





I may want to visit The Children's Garden. This garden has a lot of different things to see and also do. I may be able to play with different instruments, walk through a maze, or dance in the amphitheater.



There may be a water fountain with a floating ball. There are also three Kisses that squirt out a mist of water. The Kisses may make a high-pitched sound to let me know when the water will come out.



I may hear different sounds throughout The Children's Garden from the different instruments including chimes or wooden drumming sounds.






I can learn about where chocolate comes from, and explore the S.S. Milton ship in the Chocolate Tropics.



In the Children's Garden, there is a yellow building called the Education Center. If I need to go to the bathroom, I can visit this building to use the restroom. There are also restrooms that I can use in the building where I first entered the Gardens.



It is OK if I do not want to visit all the different areas of the Gardens.

When I have seen everything I wanted to see, I can leave the Gardens. I might like my visit to Hershey Gardens.